
Peculiarities of Development of Innovative Enterprises in Kazakhstan

A.S. Temirgaliyeva¹, K.K. Shadiyev², T.Zh. Demessinov³, S.K. Iskendiroya⁴, G.A. Orynbekova⁵, O.V. Kopylova⁶, M.M. Valieva⁷

Abstract:

In modern conditions of development of the national economy, one of the main priorities, for an increasingly conscious Kazakhstan society, is the need to follow the course of innovation policy, since the level of competitiveness of domestic enterprises depends on innovative activity in the scale of the global economy, the share in different types of markets and the effectiveness of innovation.

In this article, a literature review of domestic and foreign research is conducted, which carried out the regularities and the features of the development of innovation and innovation action, including the Republic of Kazakhstan.

As a result of the conducted study, the theoretical and the methodological aspects of researching the development of innovation policy are systematized, on the basis of which the corresponding conclusions are drawn.

Keywords: *Innovations, innovation activity, innovation action, national economy, entrepreneurship, regions.*

JEL Codes: *O3, O31.*

¹L.N. Gumilyov Eurasian National University, Astana, Kazakhstan, e-mail: enu@enu.kz

²KazNPU named after Abai, Almaty, Kazakhstan, e-mail: shadiyev@mail.ru

³Sh.Ualikhanov Kokshetau State University, Kokshetau, Kazakhstan, e-mail: demesinov.1973@mail.ru

⁴Sh.Ualikhanov Kokshetau State University, e-mail: isksaule@mail.ru

⁵Shakarim State University of Semey, Semey, Kazakhstan, e-mail: Gulnar-1669@mail.ru

⁶M. Kozybayev North Kazakhstan State University, Petropavlovsk, Kazakhstan, e-mail: oxana.kopylova@mail.ru

⁷M. Kozybayev North Kazakhstan State University, e-mail: mvalieva1975@mail.ru

1. Introduction

In the modern economy, most of the innovations are realized by entrepreneurial structures as a means of solving production and commercial tasks. The search and introduction of new technologies, new types of products with improved consumer characteristics, the formulation and solution of non-standard problems of economic development are provided through the implementation of such functions of entrepreneurship as innovation, creativity, innovation and readiness for risk. The emergence and development of innovation, its implementation, implementation and use are also subject to entrepreneurial activity. In studies of innovation activity, both at the country level and at the regional level, the following main groups of factors exist: internal indicators of firms; institutional indicators that characterize the markets in which the firm operates; indicators of human capital; agglomeration effects; indicators of state support (Chen and Sawhney, 2010).

Table 1 presents indicators that reflect indicators related to different groups of factors in 2017.

Table 1. *Factors and corresponding indicators of innovation activity*

| Factors | Corresponding |
|---------------------------------------|--|
| Company internal indicators | Profit, ownership, size, involvement in foreign economic activity, indicators of costs and performance, including expenditure on R & D, general factor productivity, direct foreign investment at firm level (FDI), firms return |
| Institutional factors | Indicators of regional investment attractiveness, business climate, tax policy of the state, barriers to entry to markets, political climate in the country, problems of access to finance, transparency of the economy |
| Factors of human capital | The quality of the workforce, staff development, the availability of state programs for the training of highly qualified personnel |
| Factors of agglomeration effects | Indices of localization and urbanization, the level of specialization, the activity of interaction of enterprises among themselves |
| Indicators of state support | The volume of subsidies, grants, the size of benefits, the availability of government orders |
| Other country and regional indicators | Public or national indicators such as GDP, GRP, net exports, FDI at the country and regional level, other macro-level indicators not included in previous groups |

Summing up, it can be noted that for a more complete economic evaluation of innovation activity at the firm level, it is necessary to take into account the indices of each of the selected groups, since the factors of each group have a significant influence on the firm's decision to participate in innovations, while not having a strict functional dependence with friend (Jacobs and Snijders, 2008; Menshchikova and Sayapin, 2016).

2. Methodology

In Kazakhstan, the existing methodology developed by the Committee on Statistics of the Ministry of National Economy of the Republic of Kazakhstan uses a generalized scheme for calculating the results of innovation that reflects the innovative activity of enterprises, regions and the country, calculated as the share of innovative products in the total output (Armeisky *et al.*, 2011; Zhuparova, 2013). The methodology used by the Agency to assess innovation includes the following indicators: the level of innovative activity in the field of innovation; costs for technological innovation by forms of ownership; costs of technological innovation in industry; share of innovative products in relation to GDP in%; internal current expenditure on research and development by branches of science, by type of work and by area. The methodology used by the Committee uses a generalized scheme for calculating the results of innovation activities, which reflects the innovative activity of enterprises, regions and the country and is calculated as the share of innovative products in total output (Dzhusibalieva, 2011; Bondarenko *et al.*, 2017).

Table 2. The main indicators of innovative activity of enterprises for all types of innovation

| | Number of enterprises, total, units | | | | Including | | | | Level of activity in the field of innovation, in% | | | |
|------------------|-------------------------------------|--------|--------|-------|------------|-------|-------|-------|---|------|------|------|
| | | | | | Innovative | | | | | | | |
| | 2013 | 2014 | 2015 | 2016 | 2013 | 2014 | 2015 | 2016 | 2013 | 2014 | 2015 | 2016 |
| Kazakhstan | 22 070 | 24 068 | 31 784 | 31077 | 1774 | 1 940 | 2 585 | 2 879 | 8.0 | 8.1 | 8.1 | 9.3 |
| Akmola | 1 173 | 1 270 | 1 325 | 1301 | 83 | 92 | 90 | 91 | 7.1 | 7.3 | 6.8 | 7.0 |
| Aktobe | 1 044 | 1 114 | 1 236 | 1234 | 68 | 85 | 86 | 115 | 6.5 | 7.6 | 7.0 | 9.3 |
| Almaty | 1 318 | 1 473 | 1 643 | 1648 | 126 | 139 | 114 | 129 | 9.5 | 9.4 | 6.9 | 7.8 |
| Atyrau | 798 | 977 | 1 276 | 1193 | 41 | 79 | 102 | 101 | 5.1 | 8.1 | 8.0 | 8.5 |
| West Kazakhstan | 646 | 768 | 857 | 917 | 34 | 51 | 35 | 33 | 5.3 | 6.6 | 4.1 | 3.6 |
| Zhambyl | 734 | 808 | 852 | 834 | 75 | 98 | 90 | 90 | 10.2 | 12.2 | 10.6 | 10.8 |
| Karaganda | 1 957 | 1 902 | 2 340 | 2235 | 148 | 159 | 216 | 238 | 7.6 | 8.4 | 9.2 | 10.6 |
| Kostanay | 1 393 | 1 500 | 1 502 | 1438 | 164 | 204 | 218 | 161 | 11.8 | 13.6 | 14.5 | 11.2 |
| Kyzylorda | 709 | 725 | 846 | 812 | 85 | 73 | 99 | 91 | 12.0 | 10.1 | 11.7 | 11.2 |
| Mangis-tau | 838 | 922 | 1 027 | 1060 | 20 | 32 | 41 | 43 | 2.4 | 3.4 | 4.0 | 4.1 |
| South Kazakhstan | 2 009 | 2 025 | 2 315 | 2366 | 129 | 143 | 160 | 156 | 6.4 | 7.0 | 6.9 | 6.6 |
| Pavlo-dar | 1 118 | 1 142 | 1 354 | 1286 | 95 | 79 | 65 | 83 | 6.4 | 6.9 | 4.8 | 6.5 |
| North-Kazakhstan | 1 047 | 1 001 | 1 047 | 1049 | 114 | 116 | 111 | 119 | 10.9 | 11.6 | 10.6 | 11.3 |

| | | | | | | | | | | | | |
|-----------------|-------|-------|-------|------|-----|-----|-----|-----|------|------|------|------|
| East Kazakhstan | 1 767 | 2 055 | 2 091 | 1985 | 99 | 157 | 240 | 296 | 5.6 | 7.6 | 11.5 | 14.9 |
| Astana city | 1 617 | 1 997 | 4 103 | 4003 | 179 | 214 | 541 | 543 | 11.1 | 10.7 | 13.2 | 13.6 |
| Almaty city | 3 902 | 4 389 | 7 970 | 7716 | 314 | 219 | 377 | 590 | 8.0 | 5.0 | 4.7 | 7.6 |

According to the survey, the largest number of enterprises with all four types of innovation operate in Almaty (20.5%), Astana (18.9%), East Kazakhstan (10.3%), Karaganda (8.3 %), Kostanai (5.6%) and South-Kazakhstan regions (5.4%) (2016).

Figure 1. *Level of activity in the field of innovation, %*

10

Table 3. *The level of innovative activity of enterprises for all types of innovation, %*

| | 2013 | 2014 | 2015 | 2016 |
|----------------------------|------|------|------|------|
| The Republic of Kazakhstan | 8.0 | 8.1 | 8.1 | 9.3 |
| Akmola | 7.1 | 7.3 | 6.8 | 7.0 |
| Aktobe | 6.5 | 7.6 | 7.0 | 9.3 |
| Almaty | 9.5 | 9.4 | 6.9 | 7.8 |
| Atyrau | 5.1 | 8.1 | 8.0 | 8.5 |
| West Kazakhstan | 5.3 | 6.6 | 4.1 | 3.6 |
| Zhambyl | 10.2 | 12.2 | 10.6 | 10.8 |
| Karaganda | 7.6 | 8.4 | 9.2 | 10.6 |
| Kostanay | 11.8 | 13.6 | 14.5 | 11.2 |
| Kyzylorda | 12.0 | 10.1 | 11.7 | 11.2 |
| Mangistau | 2.4 | 3.4 | 4.0 | 4.1 |
| South Kazakhstan | 6.4 | 7.0 | 6.9 | 6.6 |
| Pavlodar | 8.5 | 6.9 | 4.8 | 6.5 |
| North-Kazakhstan | 10.9 | 11.6 | 10.6 | 11.3 |
| East Kazakhstan | 5.6 | 7.6 | 11.5 | 14.9 |
| Astana city | 11.1 | 10.7 | 13.2 | 13.6 |
| Almaty city | 8.0 | 5.0 | 4.7 | 7.6 |

As a result of 2016, there were conducted statistical monitoring of innovation activity of 31077 enterprises of the republic. During the reporting period, 2,879 enterprises had innovations (in 2015 – 2,585 enterprises). Compared to 2015, the number of enterprises with innovations, increased by 294 enterprises. The volume of innovative products produced in 2016 increased by 18.2% compared to 2015 and amounted to KZT 445,575.7 million, of which sales of products totaling KZT 451,630.4 million were realized. The volume of innovative products supplied for export amounted to 70,883.5 million tenge.

Figure 2. Share of innovation products produced in relation to GDP, %

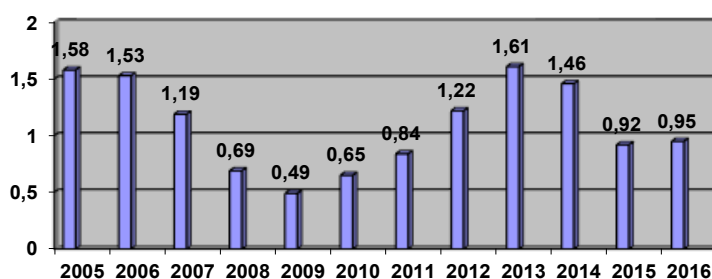
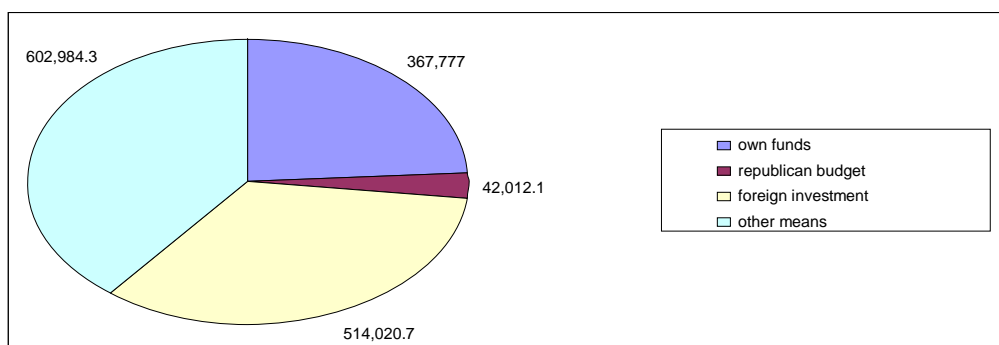


Figure 3. Costs for food and process innovations by sources of financing, mln. tenge

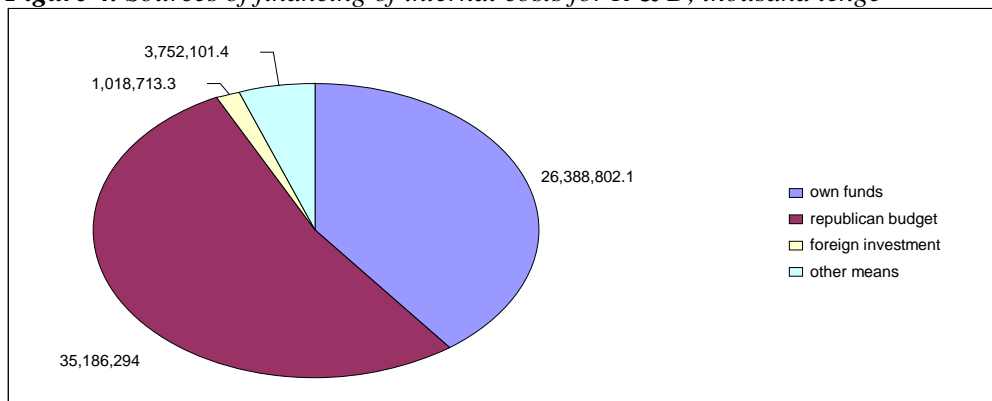


Innovative activity of enterprises for product, process, organizational and marketing innovations was 9.3%, for product and process innovations, 5.6%. The highest activity in the field of innovations for all types of innovation was observed among large enterprises and accounted for 30.7% (of the 1947 reporting large enterprises, 597 carried out innovative activities) (Pushkarev, 2017).

During the analyzed period, the cost of product and process innovations increased by 133% compared to the previous year and amounted to 1,528,645.9 million tenge (in 2015 – 655,361.0 million tenge). At the same time, the cost of product and process

innovations from the enterprises' own funds amounted to 367,777.0 million tenge, which is 24.1% of the total expenditure on food and process innovations (2016) (Figures 3, 4).

Figure 4. Sources of financing of internal costs for R & D, thousand tenge



The innovative activity of an economic entity is determined by the ratio of the share of innovation costs in the total volume of the enterprise's costs incurred in the period under review to the same indicator of the period preceding:

$$I = \frac{C_i}{C} : \frac{C_{Ti}}{C_T} \quad (1)$$

where I – degree of innovative activity of the enterprise;

C_i, C_{Ti} – innovative costs of the enterprise in the considered and previous periods of time, respectively;

C, C_T – total derivative costs of the enterprise for the same periods of time.

The index of innovative activity of enterprises that make up the sample is calculated as follows:

$$I^\Sigma = \frac{C_i^\Sigma}{C^\Sigma} : \frac{C_{Ti}^\Sigma}{C_T^\Sigma} \quad (2)$$

where I^Σ – degree of innovative activity of sample enterprises;

$C_i^\Sigma, C_{Ti}^\Sigma$ – the total innovative costs of sampling enterprises in the period under consideration and the preceding periods, respectively;

C^Σ, C_T^Σ – total production costs of enterprises for the same periods of time.

Comparison of expressions (1) and (2) gives the required coefficient (index) of innovativeness of the economic entity:

$$K_I = \frac{I}{I^\Sigma} \quad (3)$$

where K_I – enterprise innovation coefficient.

The considered indicators characterize innovative activity from the introduction of innovations.

3. Discussion

At present, innovations are the main way to achieve economic growth and increase competitiveness in all regions.

Innovative economy becomes when innovations are the basis of economic development, the economic interest of entrepreneurs is to promote innovation, and innovation determines the most important areas of business development. Therefore, the solution of the problem of innovative transformation of the kazakh economy is directly related to the use of entrepreneurship as a production factor necessary for the organization of innovative production on the basis of both state and private ownership. Comparing the regions in terms of the degree of development of the innovation economy in them seems to be very difficult, primarily because from the point of view of statistics many data are available only in the "country" section and it is almost impossible to calculate them for individual regions (Agarkov *et al.*, 2011). The most innovative regions are most often found in the countries that have achieved the greatest success in developing the innovative economy (for example in Europe: Sweden, Finland, Denmark, Germany, Great Britain, France), they are characterized by the following indicators: 1) high level of GDP per capita, high concentration of production and developed services; 2) successful implementation of state and regional economic policy.

Lagging regions are characterized by the outflow of population and the lack of the purposeful implementation of state and regional economic policy. In Kazakhstan, entrepreneurship development is one of the priority directions of the state economic policy, and the Government is striving to form a middle class and competitive dynamic business community focused on creating new high-tech industries with the greatest added value. And although the indicators of business development in Kazakhstan differ significantly from those of the developed countries of the world, today the SME of the republic has managed to occupy a corresponding niche in the economy of the state (Kubayev and Baisholanova, 2011).

As of January 1, 2018, the number of operating SMEs increased by 3.6% compared to the corresponding date of the previous year. In the total number of SMEs, the share of individual entrepreneurs was 65.2%, of small businesses – 18.2%, of peasant or farmer households – 16.4%, of medium-sized businesses – 0.2%.

Table 4. Number of operating SMEs as of January 1, 2018, units

| | Total | Including | | | | In total, in percentage to the corresponding period of the |
|--|-------|----------------------------------|--------------------------------|--------------------------|----------------------------|--|
| | | legal entities of small business | legal entities of medium-sized | individual entrepreneurs | farming or peasant farming | |
| | | | | | | |

| | | | business | | | previous year |
|-----------------------------------|----------|---------|----------|---------|---------|---------------|
| The Republic of Kazakhstan | 1 145994 | 208 742 | 2 618 | 747 107 | 187 527 | 103.6 |
| Akmola | 41 719 | 6 437 | 114 | 31 034 | 4 134 | 102.9 |
| Aktobe | 50 209 | 9 032 | 101 | 35 935 | 5 141 | 104.9 |
| Almaty | 109 877 | 8 627 | 152 | 56 297 | 44 801 | 101.8 |
| Atyrau | 42 897 | 6 016 | 103 | 34 529 | 2 249 | 105.3 |
| West Kazakhstan | 37 111 | 5 505 | 92 | 26 064 | 5 450 | 102.6 |
| Zhambyl | 58 692 | 5 231 | 51 | 37 346 | 16 064 | 109.0 |
| Karaganda | 79 276 | 16 100 | 188 | 55 287 | 7 701 | 99.8 |
| Kostanay | 48 237 | 6 614 | 147 | 36 368 | 5 108 | 101.1 |
| Kyzylorda | 37 450 | 4 827 | 60 | 27 500 | 5 063 | 105.2 |
| Mangistau | 47 015 | 7 414 | 84 | 37 840 | 1 677 | 106.5 |
| South Kazakhstan | 177 411 | 16 523 | 163 | 92 092 | 68 633 | 105.0 |
| Pavlodar | 41 311 | 8 480 | 103 | 29 517 | 3 211 | 101.7 |
| North-Kazakhstan | 27 587 | 4 704 | 125 | 19 595 | 3 163 | 99.8 |
| East Kazakhstan | 79 966 | 9 895 | 163 | 55 407 | 14 501 | 91.9 |
| Astana city | 97 251 | 35 329 | 261 | 61 553 | 108 | 104.7 |
| Almaty city | 169 985 | 58 008 | 711 | 110 743 | 523 | 109.5 |

The development of innovative processes in Kazakhstan is not so much the result of the influence of market mechanisms, but rather the ongoing targeted state policy. It is the state that has a decisive influence on the innovative development of the economy (Coenen and Lopez, 2010).

At the moment, in Kazakhstan the innovative activity of enterprises in the real sector as a whole remains very low, innovative entrepreneurship does not determine the overall climate in small business. To date, the contribution of small innovative enterprises to the economy of the country was 5.9% in 2015, while in Russia it was 9.1%, in leading foreign countries – 50%.

4. Results

Based on the results of the conducted studies of the main indicators of innovative activity of enterprises on all types of innovations, the regions of Kazakhstan are differentiated as follows. The most active regions are shown in Figure 5.

In Kazakhstan, however, the low level of innovative activity in industry is the main reason for the small share of high-tech exports in the total volume of exports of industrial products. While one of the most important tasks of any state is to increase the innovation activity primarily of industrial enterprises (Dzhusibalieva, 2011; Naurzybayev, 2013).

In Kazakhstan, however, there is no entrepreneurial approach to innovation. In fact, in practice, the priority is set for imitation schemes for the development of certain innovations, which leads to the implementation of the "catch-up development"

scenario of Kazakhstan (2012) (Sagieva and Zhuparova, 2012; Ibraimkulov, 2012; Sabirov, 2012). That is why the state resorts to certain investment investments to create conditions for the functioning of innovative enterprises (Goldstein, 1998).

Figure 5. Maximum indicators of innovation activity of regions, %

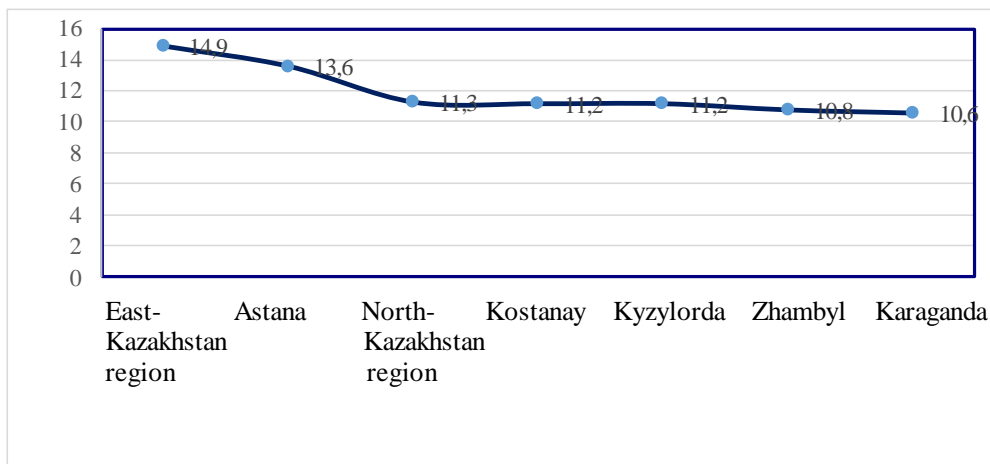
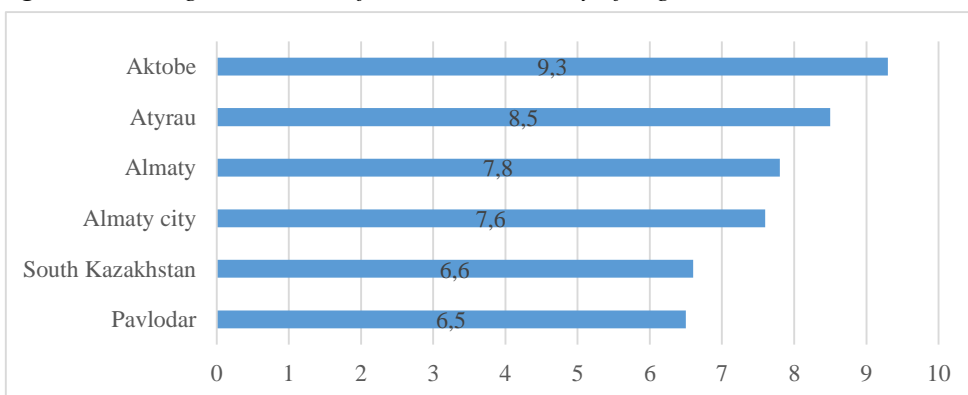


Figure 6 shows the regions with the average value of innovation activity.

Figure 6. Average indicators of innovation activity of regions, %

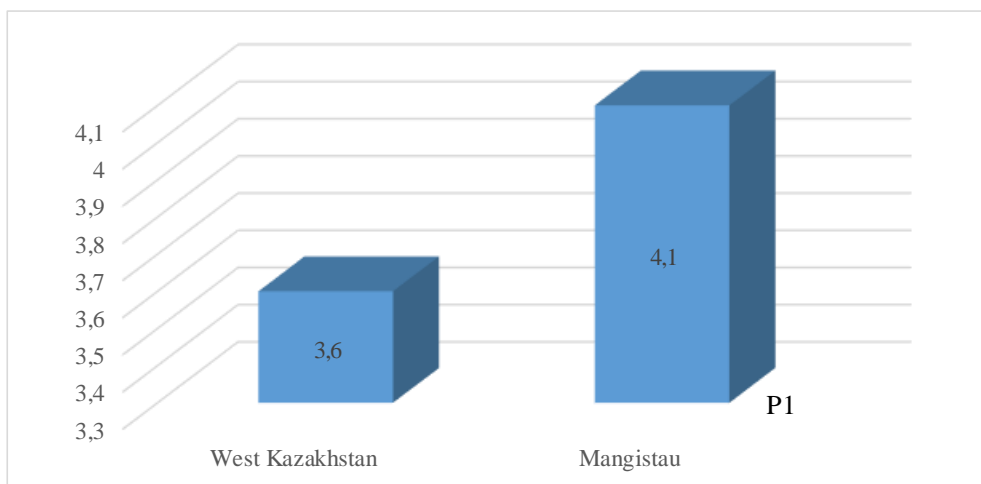


The most vulnerable in terms of indicators are two regions: West Kazakhstan (3.6%) and Mangistau (4.1%) (Figure 7).

A significant amount of investment is directed to fixed assets and only within 1% – to R & D, patents, licenses. In fact, investments in fixed assets represent capital investments in the creation and reproduction of fixed assets, a considerable portion of which (almost half) is the cost of construction (Yankovsky, 2006). We can assume that investments in equipment, tools and inventory are sent to innovative-

active enterprises. But if we take into account the small expenses for research and development (0.5-0.6%), then this assumption can be abandoned. When considering the structure of internal costs for research and development by sources of funding. A significant share of costs is covered by budgetary funds – 50% for the republic (18% for WK) and customer funds – 30% (81%). In addition, budgetary allocations for the maintenance of higher education institutions and the means of public sector organizations are included in the budget. In third place are the own funds of scientific organizations – 18% (0.3%).

Figure 7. Minimum indicators of innovation activity in regions, %



Thus, internal costs include not only the own funds of organizations, but also budget funds. Insufficiency of investments in innovative activity could not but affect the number of organizations performing research and development, and personnel engaged in research and development.

The main problem of the innovation policy of Kazakhstan is the weak domestic demand for innovation. The relatively low level of competition and specialization in traditional sectors at low rates of technical progress explains the lack of interest of companies in innovation (Carlsson *et al.*, 2002; Berkhout and Van Der Duin, 2007).

5. Conclusion

Development of competitive advantages of the economy of the Republic of Kazakhstan in the context of strategic planning can only be achieved through the introduction of an innovative economy. Modern innovative economy as a fundamental development base forms a national policy, the basis of which is the genesis of innovation. Innovative systems of competitive countries of the world, for all their differences, are one thing: the process of genesis and implementation of innovations in these countries has high indicators of effectiveness and efficiency.

The innovative strategy of enterprises is to form priority directions for the development of innovation activity, and only on the basis of the adopted strategy it is expedient to develop a scenario of innovative development of enterprises, which is the basis of innovation policy. The company's innovative strategy should: establish priorities for the development of innovative activities; determine the plan of concrete actions for managing the development of innovation activities at enterprises; take into account the innovation policy of the state; to coordinate with the development strategies of the industry; establish "rules of the game" for the joint work of structural divisions enterprises.

The lack of strategies and scenarios for innovative development at enterprises substantially differentiates their desire for growth and efficiency, which in turn lead to the emergence of contradictions and a decrease in the innovative activity of economic entities and the industry as a whole.

References:

- Agarkov, S.A., Kuznetsova, E.S. and Gryaznova, M.O. 2011. Innovation management and state innovation policy. Murmansk, MSTU.
- Armeisky, A.E., Kochubey, S.E. and Naumov, E.A. 2011. Sustainable development of national economies and the world finance in the 21st century. Astana.
- Berkhout, G. and Van Der Duin, P. 2007. New ways of innovation: an application of the cyclic innovation model to the mobile telecom industry. *International Journal of Technology Management*, 4(40), 294-309.
- Bondarenko, G.T., Isaeva, A.E., Orekhov, S.A., Soltakhanov, U.A. 2017. Optimization of the Company Strategic Management System in the Context of Economic Instability. *European Research Studies Journal*, 20(2B), 3-24.
- Carlsson, B., Jacobsson, S., Holmen, M. and Rickne A. 2002. Innovation Systems: Analytical and Methodological Notes. *Research Policy*, 31(2), 233-245.
- Chen, J. and Sawhney, M. 2010. Defining and Measuring Business Innovation: The Innovation Radar. *Proceedings of the American Marketing Association Conference*. Boston MA.
- Coenen, L. and Lopez, F.J.D. 2010. Comparing Systems Approaches to Innovation and Technological Change for Sustainable and Competitive Economies: An Explorative Study into Conceptual Commonalities, Differences and Complementarities. *Journal of Cleaner Production*, 18(12), 1149-1160.
- Dzhusibalieva, A.K. 2011. Criteria and model for assessing the level of competitiveness of an enterprise. *Economics/Finance/Research*, 4(24), 120-127.
- Goldstein, G.Y. 1998. Innovation management. Taganrog, TRTU.
- Ibraimkulov, K.K. 2012. Stages of innovative activity: from development to implementation. *Economics and Law of Kazakhstan*, 22, 44-47.
- Jacobs, D. and Snijders, H. 2008. *Innovation Routine: How Managers Can Support*. Assen, Van Gorkum.
- Kubayev, K.E. and Baisholanova, K.S. 2011. Innovative business. Almaty, Economy.
- Menshchikova, V.I. and Sayapin, V.A. 2016. Model of Innovation-Oriented State Economic Policy. *European Research Studies Journal*, 19(1), 189-200.
- Naurzybayev, A.Zh. 2013. Issues of increasing the efficiency of innovative activity

- of enterprises in Kazakhstan's economy. *Bulletin of Kokshetau University*, 2, 117-120.
- Paley T.F. 2011. *Innovation management*. The 2nd edition. Kazan.
- Pushkarev, A.A. 2017. Factors of innovational activity in modern economy. *Journal of Economic Theory*, 1, 161-165.
- Sabirov, V.Sh. 2012. *Innovations in information technologies*. Moscow, Innovation.
- Sagieva, R.K. and Zhuparova, A.S. 2012. Management of Innovation Processes in Terms of Development of National Economy of Kazakhstan. *International Congress on Interdisciplinary Business and Social Sciences (ICIBSoS)*. Book Series: *Procedia Social and Behavioral Sciences*, 65, 88-93.
- Yankovsky, K.P. 2006. *Organization of investment and innovation activities*. St. Petersburg, Peter.
- Zhuparova, A. 2013. Development of Kazakhstan's content in conditions of innovative development of the national economy. *Bulletin of KazNU. Ecological series*, 5, 67-74.